



# 2<sup>nd</sup> Quality Evaluation Report

WP3: Quality

Author: CRETHIDEV

November 2019



CRETHIDEV	Deliverable: WP3
INNOLEA (585822-EPP-1-2017-1-EL-EPPKA2-CBHE-JP )	Version: 1.0
Quality Evaluation Report n.2	Issue Date: 29/11/2019

### Revision History

Version	Date	Author	Description	Action	Pages
1.0	29/11/2019	Lina Tsakalou (CRETHIDEV)	Creation of the document	C	4

(\*) Action: C = Creation, I = Insert, U = Update, R = Replace, D = Delete

### Disclaimer

This project has been funded by the Erasmus+ Programme of the European Union.

The information and views set out in this publication are those of the author(s) and do not necessarily reflect the official opinion of the European Union. Neither the European Union institutions and bodies nor any person acting on their behalf may be held responsible for the use which may be made of the information contained therein.

Reproduction is authorised provided the source is acknowledged.

All rights reserved

Copyright ©INNOLEA Consortium, 2017-2020



CRETHIDEV	Deliverable: WP3
INNOLEA (585822-EPP-1-2017-1-EL-EPPKA2-CBHE-JP )	Version: 1.0
Quality Evaluation Report n.2	Issue Date: 29/11/2019

## Table of Contents

1	Quality evaluation results.....	4
1.1	Meetings.....	4
1.1.1	4 <sup>th</sup> meeting in Kaunas, Lithuania (June, 2019).....	4
1.1.2	5 <sup>th</sup> meeting in Qena, Egypt (October 2019).....	4
1.2	Deliverables .....	5
1.2.1	WP2.1 – Evaluation of the training toolkit .....	5
1.3	Midterm Internal project evaluation.....	5
2	Progress-time management .....	6



CRETHIDEV	Deliverable: WP3
INNOLEA (585822-EPP-1-2017-1-EL-EPPKA2-CBHE-JP )	Version: 1.0
Quality Evaluation Report n.2	Issue Date: 29/11/2019

## 1 Quality evaluation results

### 1.1 Meetings

#### 1.1.1 4<sup>th</sup> meeting in Kaunas, Lithuania (June, 2019)

After the meeting in Kaunas, an online form was shared with the partners on June 28, 2019. Responses were received between June 28 and September 19, 2019. 7 responses were received, out of 17 participants in total in the meeting, which forms a very small (41%) rate of responses. The issue of low participation was raised during the 5<sup>th</sup> partnership meeting and partners agreed to participate more actively in the quality evaluations.

All questions received an average weighted percentage of 97%, which is well above the threshold set in the Quality Plan. All questions were rated above 90%.

From the open-ended questions, it is evident that the meeting helped partners clear up questions regarding the upcoming activities of the project, financial issues, administration, and progress of the project. However, some issues are, reasonably, major concerns, most importantly the equipment purchasing process and meeting the deadlines for the setting up of the centres.

Suggestions from the partners include again the improvement of the communication process between partners, translation into Arabic of the materials of the project and the addition of more materials (tutorials etc) for the centres.

The detailed analysis of the results of the evaluation is presented in Annex I.

#### 1.1.2 5<sup>th</sup> meeting in Qena, Egypt (October 2019)

The meeting in Qena, Egypt, was held between 23-25 October, hosted by SVU. Afterwards, an online form was shared with the partners on November 1, 2019. Responses were received until November 11, 2019. 14 responses were received, out of 17 participants in total in the meeting, which forms an adequate (78%) rate of responses.

All questions received an average weighted percentage of 89%, which is well above the threshold set in the Quality Plan. Most questions were rated above 90% with a few notable exceptions:

- The meeting was well planned and organized: 77%
- The timetable was respected: 79%
- The timescales proposed are realistic and feasible: 87%
- The communication amongst the partners was effective and clear: 87%

All of the above were above the limit of approval, however it is indicative of perceived issues by some participants.



CRETHIDEV	Deliverable: WP3
INNOLEA (585822-EPP-1-2017-1-EL-EPPKA2-CBHE-JP )	Version: 1.0
Quality Evaluation Report n.2	Issue Date: 29/11/2019

From the open-ended questions, it is evident that the main issue of concern is mainly the equipment purchasing process and meeting the deadlines for the setting up of the centres.

Suggestions from the partners include again the improvement of the communication process between partners, and better coordination of the work packages by the respective WP leaders.

The detailed analysis of the results of the evaluation is presented in Annex II.

## 1.2 Deliverables

### 1.2.1 WP2.1 – Evaluation of the training toolkit

The evaluation of the training toolkit was done via googleforms, which was distributed on 15/4/2019. The last response was received on 11/10/2019. 12 responses were received out of 13 partners. From the analysis of results we see that 25% stated that the deliverable needed the addition of elements and 17% stated that the deliverable needed the removal of elements, however, no further suggestions were given as to what parts needed to be added. A suggested improvement was that *Practical Training must be included especially mechanical and chemical tests*. 100% of partners stated: Deliverable accepted, NO changes required so the deliverable is considered approved.

The detailed analysis of the results of the evaluation is presented in Annex III.

## 1.3 Midterm Internal project evaluation

The internal project evaluation Questionnaire was circulated by the QM in online form on May 5, 2019. 17 responses were received from project members until May 30, 2019. Based on 12 project partners with 2 members on average participating (24 members), we received 17 responses (70% response rate).

The received responses are all above the limit of approval (>70% of weighted answers), ranging from 81% to 94%, with a weighted average of 90% for all questions. The analysis of responses show that the partners are generally satisfied with the progress and the efficiency of the project. However a few questions received lower rates than others. In particular:

- The commitment and proportionate involvement of all partners - 85%
- The adherence to the Work Plan by all partners - 81%
- The deviations from the Work Plan? If any, were they based on well-considered reasons and mutual agreement - 84%

Additional comments received were:

“Sometimes I feel there are little communication problems between EU and target countries; this can cause small delays and/or lack of completeness in the implementation of the tasks”

Suggestion received was to establish Skype meetings among partners every 2 months.



CRETHIDEV	Deliverable: WP3
INNOLEA (585822-EPP-1-2017-1-EL-EPPKA2-CBHE-JP )	Version: 1.0
Quality Evaluation Report n.2	Issue Date: 29/11/2019

The detailed analysis of the results of the evaluation is presented in Annex IV.

## 2 Progress-time management

The tasks, according to the Workplan, as updated in the last Egypt Meeting, are progressing according to schedule, with minor delays.





		Count	Fully Disagree	Disagree	Neutral	Agree	Fully Agree	Total	weighted average	combined % >=3
<b>1. The meeting</b>										
Q1	The meeting was well planned and organised.	14	0%	21%	14%	21%	43%	100%	77%	79%
Q2	The agenda of was balanced, focusing on all key aspects of the project.	14	0%	0%	14%	36%	50%	100%	87%	100%
Q3	The participants received all information about on time.	14	0%	0%	7%	50%	43%	100%	87%	100%
Q4	The presentations by the partners were clear and understandable.	14	0%	0%	0%	29%	71%	100%	94%	100%
Q5	Partners had the chance and the possibility to meet and interact with the other projects partners.	14	0%	0%	0%	29%	71%	100%	94%	100%
Q6	The timetable was respected.	14	0%	21%	7%	29%	43%	100%	79%	79%
Q7	The conference room and its facilities facilitated the work during the kick-off meeting.	14	0%	7%	14%	21%	57%	100%	86%	93%
Q8	The overnight accommodation was satisfactory.	14	0%	0%	7%	36%	57%	100%	90%	100%
Q9	Access to the venue of was easy.	14	0%	7%	14%	21%	57%	100%	86%	93%
Q10	Catering and meals were satisfactory.	14	0%	7%	0%	36%	57%	100%	89%	93%
<b>2. The Project (after the meeting...)</b>										
Q12	I have a clear view of the project aims and objectives.	14	0%	0%	0%	36%	64%	100%	93%	100%
Q13	I understand clearly the administrative structure of the project.	14	0%	0%	0%	29%	71%	100%	94%	100%
Q14	The information given as to the administrative / financial management facilitated my understanding of those issues.	14	0%	0%	0%	36%	64%	100%	93%	100%
Q15	The information given helped me to better understand the activities of the project.	14	0%	0%	0%	36%	64%	100%	93%	100%
Q16	I understand clearly the interactions and links between the different activities.	14	0%	0%	0%	43%	57%	100%	91%	100%
Q17	I understand clearly the role of my institution/organization in this project and what is expected from me for the project.	14	0%	0%	0%	36%	64%	100%	93%	100%
Q18	I understand clearly the framework and deadlines to be respected by all partners.	14	0%	0%	0%	50%	50%	100%	90%	100%
Q19	The timescales proposed are realistic and feasible.	14	0%	0%	0%	64%	36%	100%	87%	100%
Q20	The meeting contributed positively to the progress of the project and the scheduling of the next steps.	14	0%	0%	0%	36%	64%	100%	93%	100%
<b>3. The Partnership</b>										
Q22	I feel the project is built on a strong partnership with an efficient administrative and financial coordination.	14	0%	0%	0%	50%	50%	100%	90%	100%
Q23	The information given helped me to better understand the deliverables each partner has to produce and contributed to the mutual understanding of each partner's mission.	14	0%	0%	0%	57%	43%	100%	89%	100%
Q24	The communication amongst the partners was effective and clear.	14	0%	0%	7%	50%	43%	100%	87%	100%
Q25	The meeting helped with the development of trust and positive attitudes among partners.	14	0%	0%	0%	36%	64%	100%	93%	100%

89%

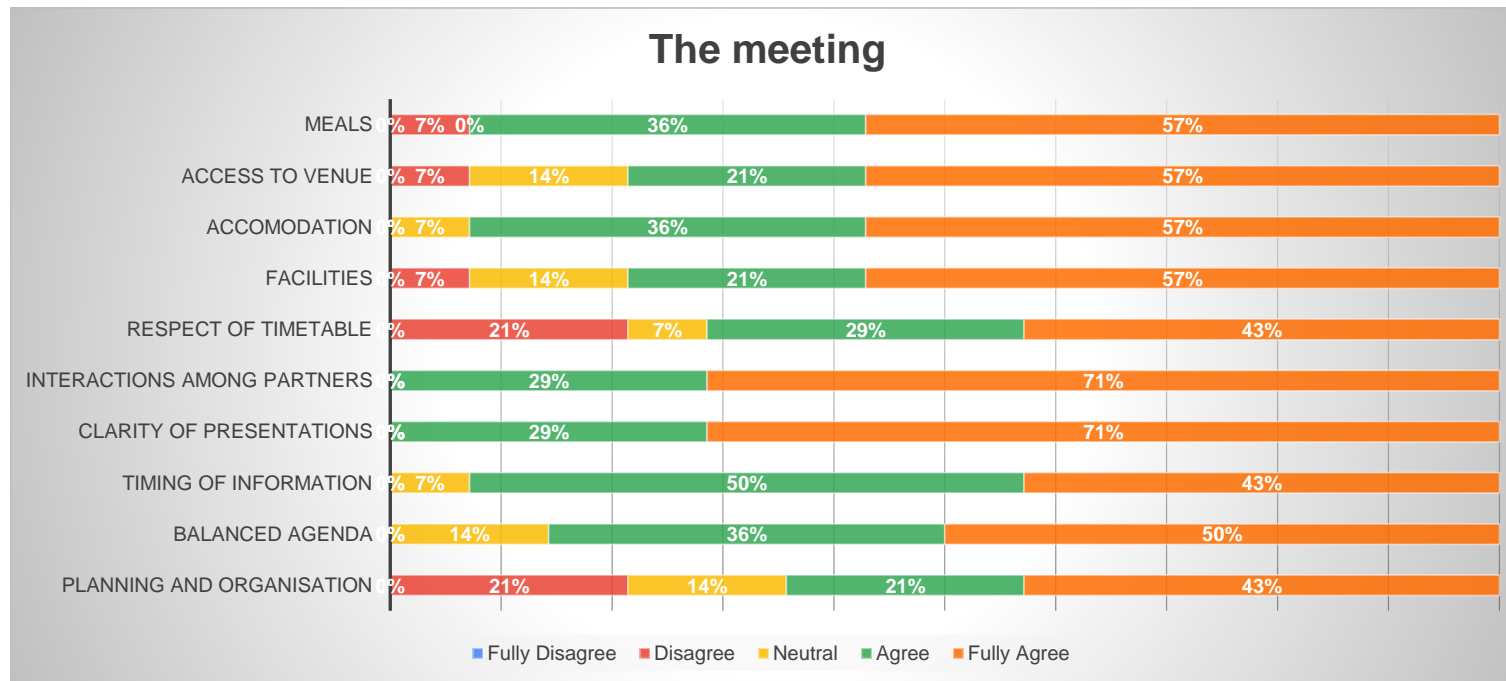


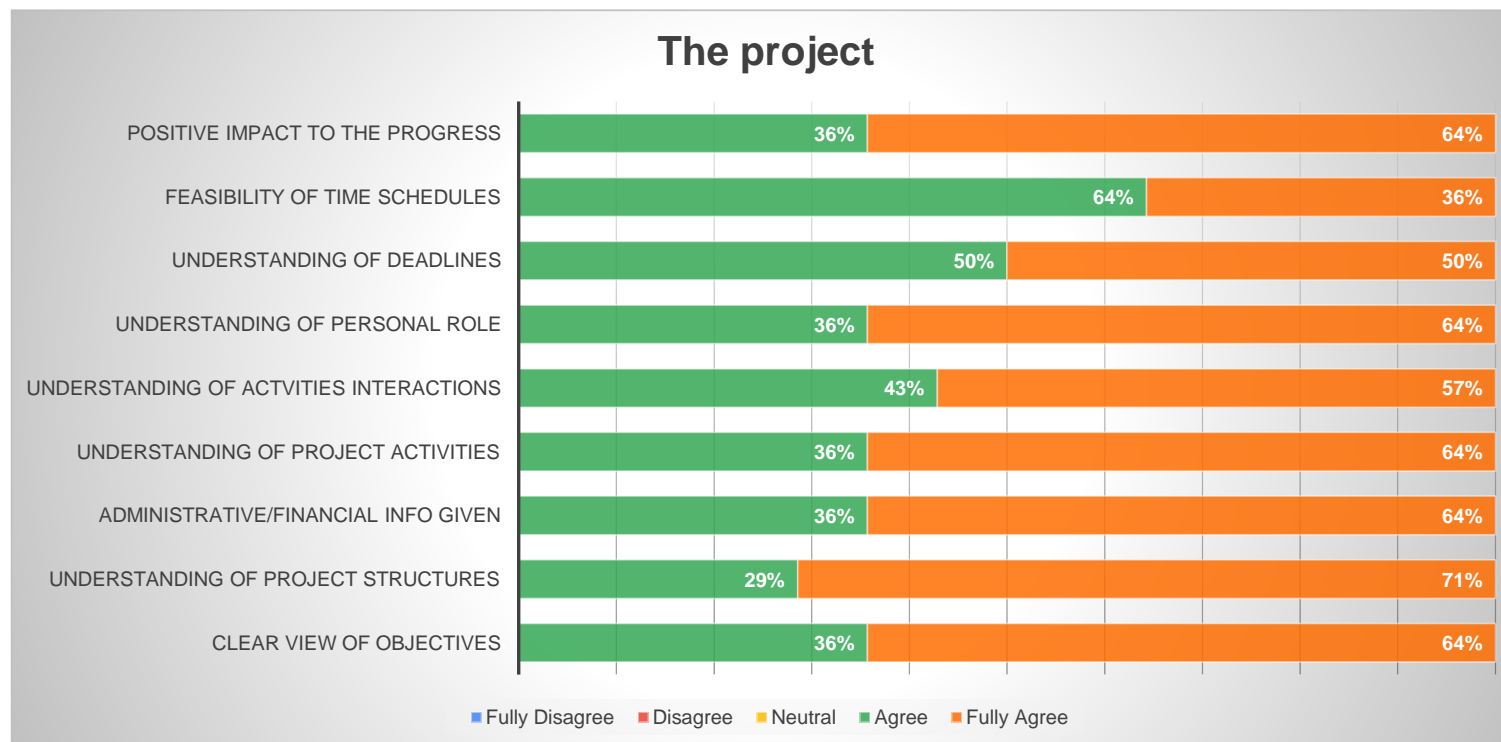
<p>Q27 The meeting enabled me to clear up questions I previously had on:</p>	<p>Financial aspects</p> <p>Progress of equipment acquisition</p> <p>Training material prepared.</p> <p>Scheduling of next steps about capacity building</p> <p>the role of our organization during the next phase in addition to several financial and administrative issues</p> <p>The project implementation</p> <p>The future activities of the project.</p>
<p>Q28 The following element is still a major concern to me:</p>	<p>Climatic unit purchase</p> <p>of operating the labs</p> <p>Subcontracting for translation.</p> <p>whether the equipment will be purchased on time</p> <p>The setting up of Jordan leather centres</p> <p>Accreditation and sustainability of the centers</p> <p>Equipment purchasing for the leather centers.</p> <p>organization of meeting and communication between partners</p>

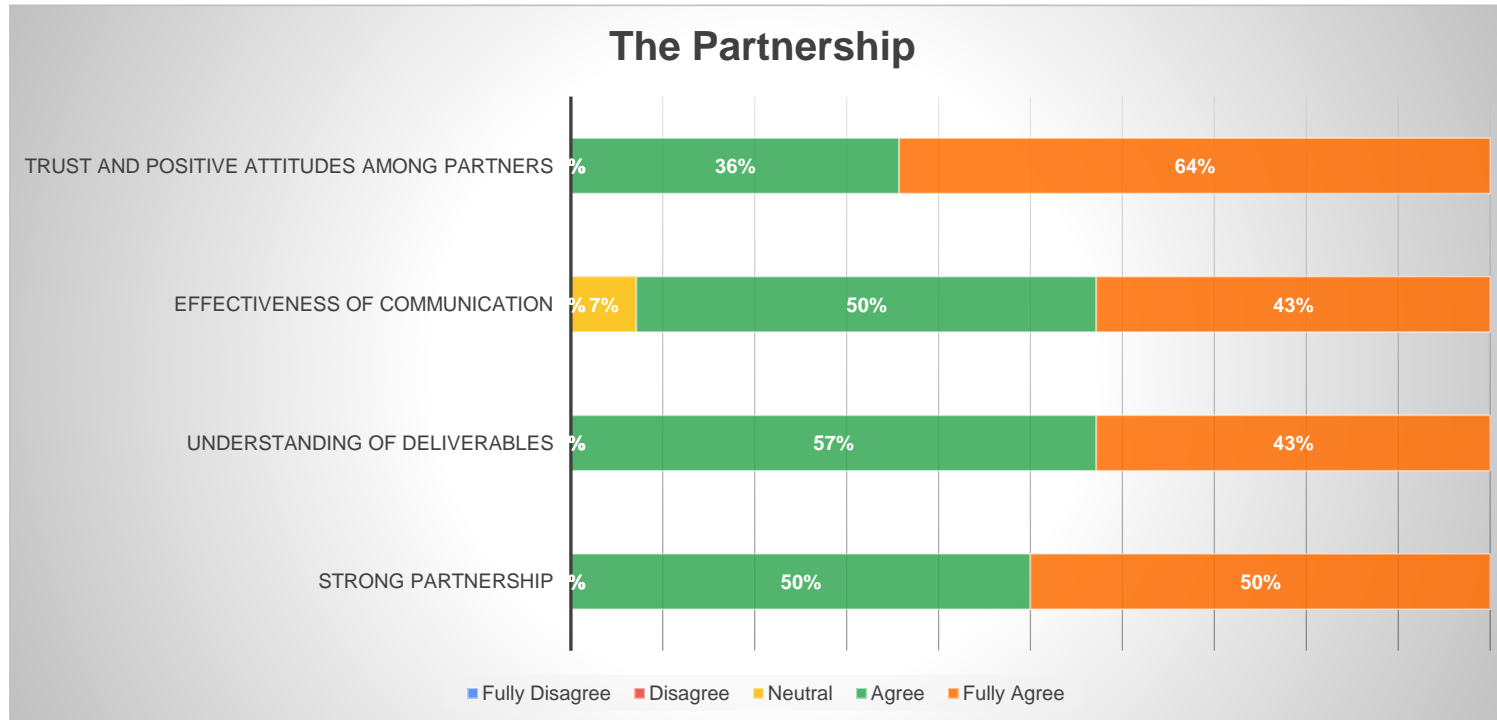




Q29	The major obstacle/barrier in this project for the near future will be:	Equipment purchasing and installation (6)
		Development of the center setup and staff capacity
Q30	Suggestions and aspects to be improved (good practices noted)	More flexibility from the agency regarding deadlines
		Better communication among partners (3)
		More continuous coordination between WP leaders and partners of each package
		Avoid delays
Q31	Are there any additional comments you would like to make regarding the project?	







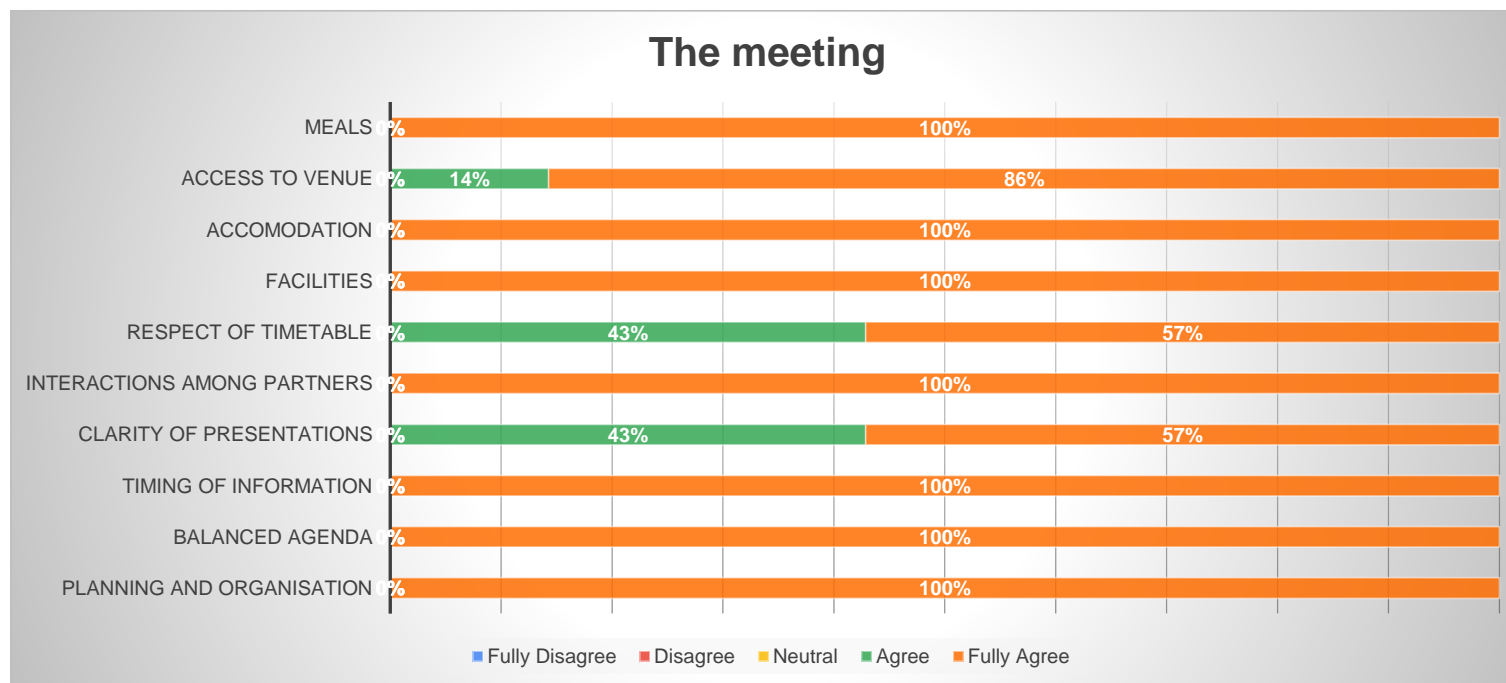


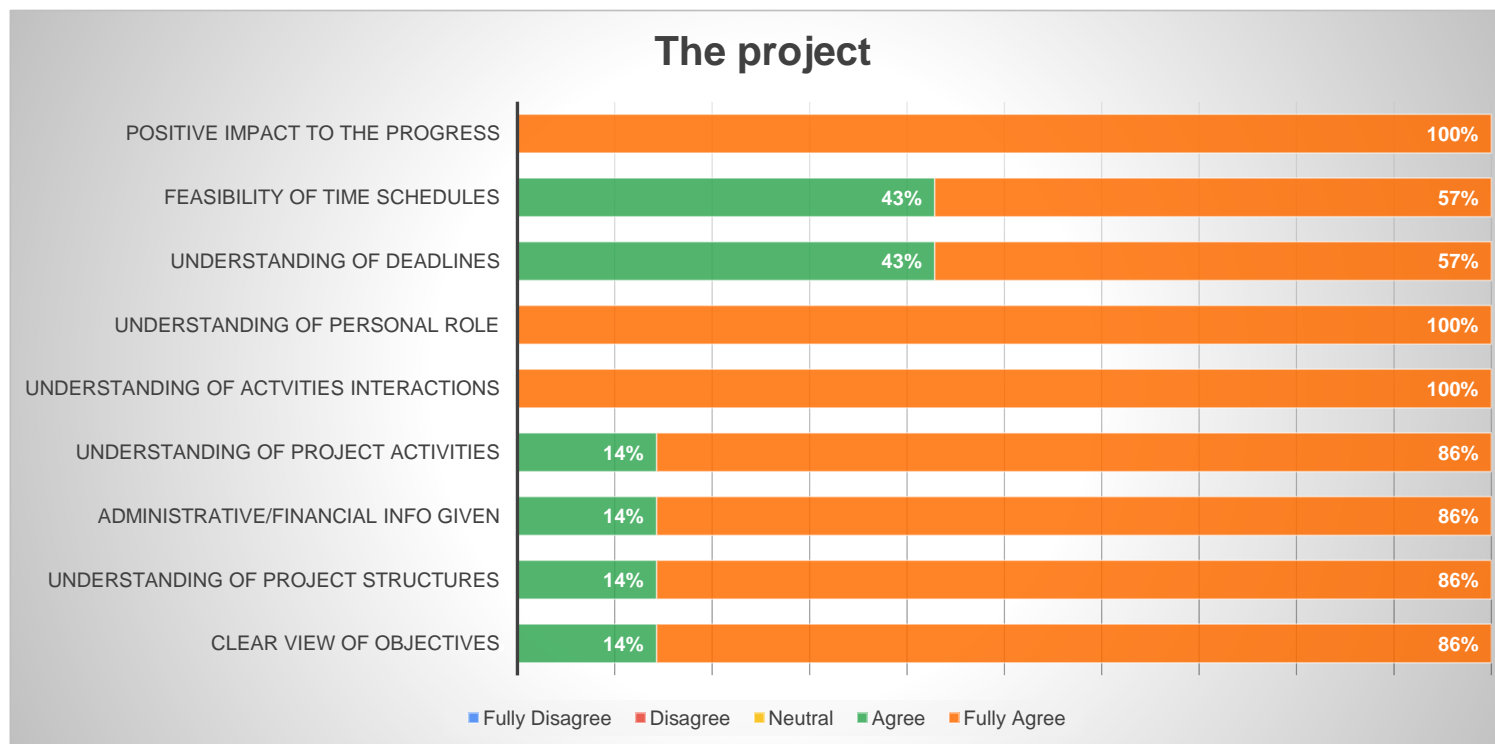
		Count	Fully Disagree	Disagree	Neutral	Agree	Fully Agree	Total	weighted average	combine d % >=3
<b>1. The meeting</b>										
Q1	The meeting was well planned and organised.	7	0%	0%	0%	0%	100%	100%	100%	100%
Q2	The agenda of was balanced, focusing on all key aspects of the project.	7	0%	0%	0%	0%	100%	100%	100%	100%
Q3	The participants received all information about on time.	7	0%	0%	0%	0%	100%	100%	100%	100%
Q4	The presentations by the partners were clear and understandable.	7	0%	0%	0%	43%	57%	100%	91%	100%
Q5	Partners had the chance and the possibility to meet and interact with the other projects partners.	7	0%	0%	0%	0%	100%	100%	100%	100%
Q6	The timetable was respected.	7	0%	0%	0%	43%	57%	100%	91%	100%
Q7	The conference room and its facilities facilitated the work during the kick-off meeting.	7	0%	0%	0%	0%	100%	100%	100%	100%
Q8	The overnight accommodation was satisfactory.	7	0%	0%	0%	0%	100%	100%	100%	100%
Q9	Access to the venue of was easy.	7	0%	0%	0%	14%	86%	100%	97%	100%
Q10	Catering and meals were satisfactory.	7	0%	0%	0%	0%	100%	100%	100%	100%
<b>2. The Project (after the meeting...)</b>										
Q12	I have a clear view of the project aims and objectives.	7	0%	0%	0%	14%	86%	100%	97%	100%
Q13	I understand clearly the administrative structure of the project.	7	0%	0%	0%	14%	86%	100%	97%	100%
Q14	The information given as to the administrative / financial management facilitated my understanding of those issues.	7	0%	0%	0%	14%	86%	100%	97%	100%
Q15	The information given helped me to better understand the activities of the project.	7	0%	0%	0%	14%	86%	100%	97%	100%
Q16	I understand clearly the interactions and links between the different activities.	7	0%	0%	0%	0%	100%	100%	100%	100%
Q17	I understand clearly the role of my institution/organization in this project and what is expected from me for the project.	7	0%	0%	0%	0%	100%	100%	100%	100%
Q18	I understand clearly the framework and deadlines to be respected by all partners.	7	0%	0%	0%	43%	57%	100%	91%	100%
Q19	The timescales proposed are realistic and feasible.	7	0%	0%	0%	43%	57%	100%	91%	100%
Q20	The meeting contributed positively to the progress of the project and the scheduling of the next steps.	7	0%	0%	0%	0%	100%	100%	100%	100%
<b>3. The Partnership</b>										
Q22	I feel the project is built on a strong partnership with an efficient administrative and financial coordination.	7	0%	0%	0%	14%	86%	100%	97%	100%
Q23	The information given helped me to better understand the deliverables each partner has to produce and contributed to the mutual understanding of each partner's mission.	7	0%	0%	0%	14%	86%	100%	97%	100%
Q24	The communication amongst the partners was effective and clear.	7	0%	0%	0%	43%	57%	100%	91%	100%
Q25	The meeting helped with the development of trust and positive attitudes among partners.	7	0%	0%	0%	29%	71%	100%	94%	100%

97%

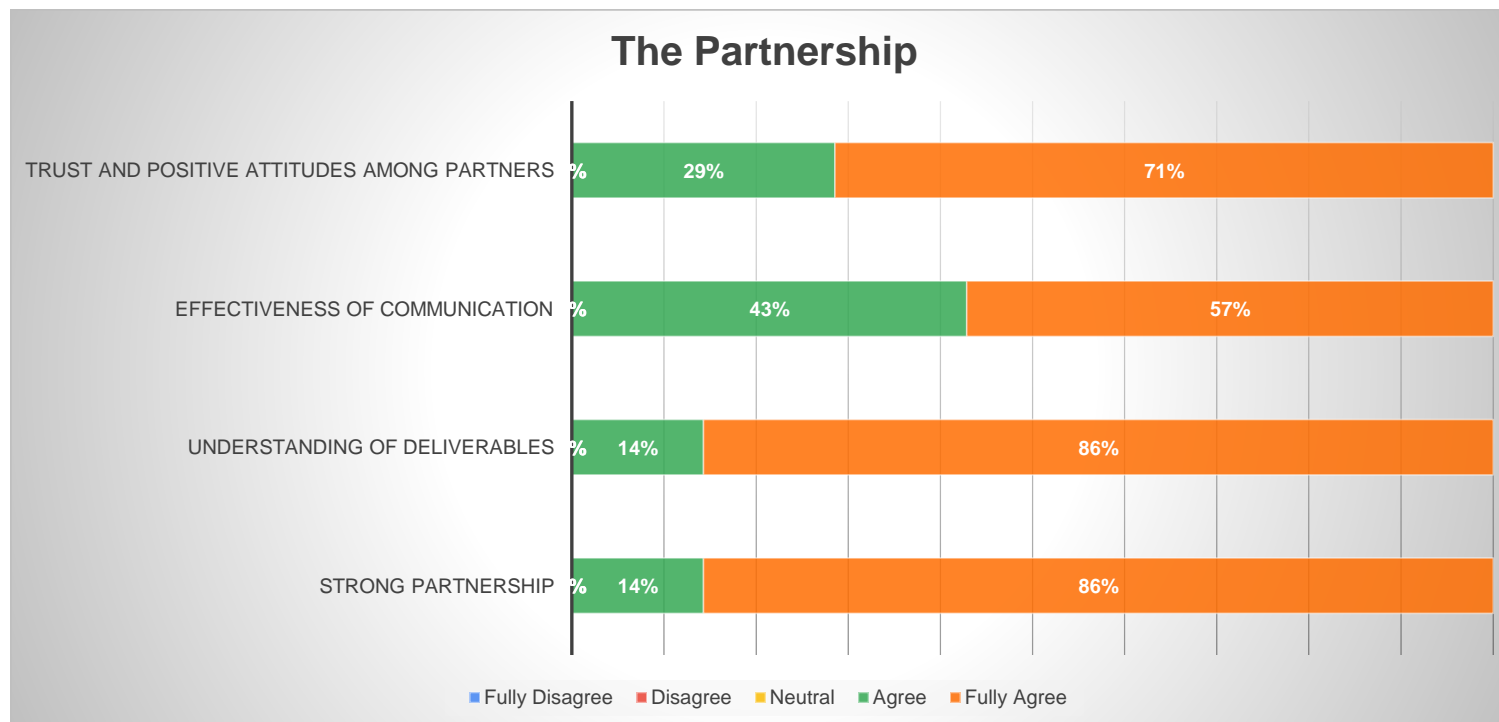


Q27	The meeting enabled me to clear up questions I previously had on:	Place of labs, the way to benefit all stakeholders  Related to the acquisition and installation of equipment  The financial report and the 2nd training session in Bucharest
Q28	The following element is still a major concern to me:	Equipment  Compliance with the defined dates for the acquisition and installation of all the equipment planned
Q29	The major obstacle/barrier in this project for the near future will be:	Installation and implementation of centers activities  The difficulties of communication related to the understanding of English, felt by the collaborators of some partners, and the use of different platforms for the transmission of the
Q30	Suggestions and aspects to be improved (good practices noted)	Additional materials for the centers (tutorials, tips, etc.) that it can improve the centers services  More connections between partners  Since the information published is mostly in English and part of the Arabic audience does not understand English, proceed to the translation into Arabic, at least of the content considered more relevant.
Q31	Are there any additional comments you would like to make regarding the project?	None











		Count	1-Very Poor	2-Poor	3-Satisfactory	4-Good	5-Very Good	Total	weighted average
	How do you evaluate....								
Q1	The extent to which the consortium commits time and resources as required by the Work Plan?	17	0%	0%	12%	41%	47%	100%	87%
Q2	The consortium's efficiency to resolve problems?	17	0%	0%	0%	35%	65%	100%	93%
Q3	The effectiveness and clarity of the communication among the partners and the Project Coordinator?	17	0%	0%	6%	41%	53%	100%	89%
Q4	The commitment and proportionate involvement of all partners?	17	0%	0%	18%	41%	41%	100%	85%
Q5	The arrangements for the implementation of the work packages and the administration of budgets?	17	0%	0%	0%	53%	47%	100%	89%
Q6	The effectiveness of the project co-ordination?	17	0%	0%	6%	24%	71%	100%	93%
Q7	The professional competence and commitment displayed by the Project Coordinator?	17	0%	0%	6%	29%	65%	100%	92%
Q8	The quality of the relationship among the partners and team-development?	17	0%	0%	6%	35%	59%	100%	91%
Q9	The quality of the project monitoring and evaluation processes?	17	0%	0%	0%	35%	65%	100%	93%
Q10	The quality of the project information/results dissemination arrangements?	17	0%	0%	12%	29%	59%	100%	89%
Q11	The adherence to the Work Plan by all partners?	17	0%	0%	12%	71%	18%	100%	81%
Q12	The deviations from the Work Plan? If any, were they based on well-considered reasons and mutual agreement?	17	0%	0%	6%	71%	24%	100%	84%
Q13	The quality of the project in terms of its short, medium and long term impact at local/regional/national/European level?	17	0%	0%	0%	35%	65%	100%	93%
Q14	The quality of materials/guides/reports/products throughout the life-cycle of the project?	17	0%	0%	0%	47%	53%	100%	91%
Q15	The sufficiency, range and suitability of project resources, including, where appropriate, technology resources?	17	0%	0%	0%	53%	47%	100%	89%
Q16	The sharing of resources/expertise amongst transnational partners?	17	0%	0%	0%	41%	59%	100%	92%
Q17	The extent to which technology and other resources are used effectively and innovatively?	17	0%	0%	0%	29%	71%	100%	94%
Q18	The link between project workplan and cost-effective use of resources?	17	0%	0%	0%	35%	65%	100%	93%

**Comments**

Sometimes I feel there are little communication problems between EU and target countries; this can cause small delays and/or lack of completeness in the implementation of the tasks

